

**Light efficiency:**

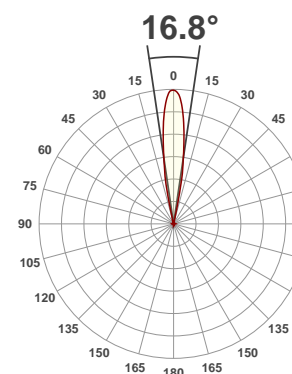
**60 Lumen/Watt**

**Light quality:**

**CRI: 90.9**

**Color temperature:**

**3138 K**



**Product name:**

**WW Profile HP**

**Test:**

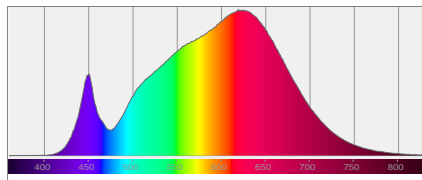
**26Deg Zoom In**

**Date:**

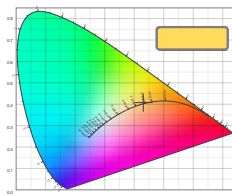
**9/7/2017**

**Output: 9081 lm Power consumption: 150 W Peak: 117401 cd**

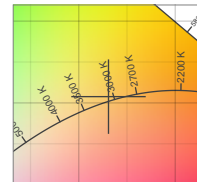
**Spectral distribution**



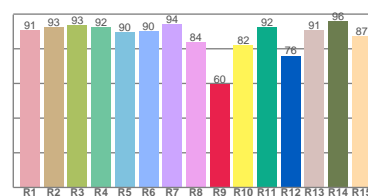
**Color coordinates**



**Zoom color point**

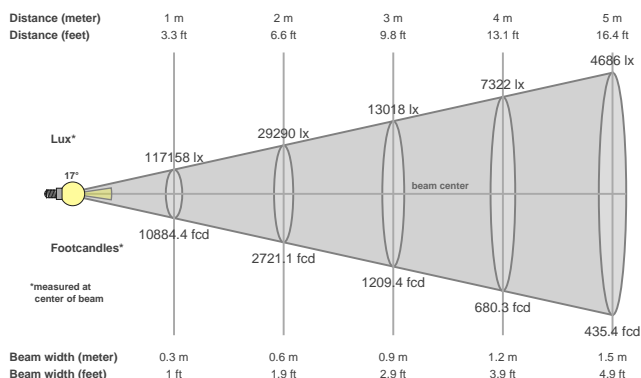


**CRI R values**



| Color temperature | Color rendering index | Red component | Color fidelity | Color gamut | Color quality scale | Color coordinate cie 1931 | Color coordinate cie 1931 | Color coordinate | Color coordinate | Color divition from black body |
|-------------------|-----------------------|---------------|----------------|-------------|---------------------|---------------------------|---------------------------|------------------|------------------|--------------------------------|
| CCT               | CRI                   | CRI R9        | TM30 Rf        | TM30 Rg     | CQS                 | x                         | y                         | u                | v                | Δuv                            |
| 3138 K            | 90.9                  | 59.7          | 90.2           | 100.3       | 90.3                | 0.431                     | 0.408                     | 0.245            | 0.348            | 0.0023                         |

**Beam details**



**Beam angles**

| Beam angle 50% | Field angle 10% | Cutoff angle 2,5% |
|----------------|-----------------|-------------------|
| 16.8°          | 24.6°           | 26.5°             |

**Beam intensities**

| Peak intensity | Int. ratio in 120° cone | Int. ratio in 90° cone |
|----------------|-------------------------|------------------------|
| 117401 cd      | 98.1%                   | 97.5%                  |

**Power**

| Power | Power factor | Power frequency |
|-------|--------------|-----------------|
| 150 W | 1.0          | 59.9 Hz         |

| Nominal voltage | Voltage | Current |
|-----------------|---------|---------|
| 230 V           | 114 V   | 1.33 A  |

**Beam intensities from 1-20m**

| 1m          | 2m         | 3m         | 4m        | 5m        | 6m        | 7m        | 8m        | 9m        | 10m       | 11m    | 12m      | 13m      | 14m      | 15m      | 16m      | 17m      | 18m      | 19m      | 20m      |
|-------------|------------|------------|-----------|-----------|-----------|-----------|-----------|-----------|-----------|--------|----------|----------|----------|----------|----------|----------|----------|----------|----------|
| 3.3ft       | 6.6ft      | 9.8ft      | 13.1ft    | 16.4ft    | 19.7ft    | 23ft      | 26.2ft    | 29.5ft    | 32.8ft    | 36.1ft | 39.4ft   | 42.7ft   | 45.9ft   | 49.2ft   | 52.5ft   | 55.8ft   | 59.1ft   | 62.3ft   | 65.6ft   |
| 117158 lx   | 29290 lx   | 13018 lx   | 7322 lx   | 4686 lx   | 3254 lx   | 2391 lx   | 1831 lx   | 1446 lx   | 1172 lx   | 968 lx | 814 lx   | 693 lx   | 598 lx   | 521 lx   | 458 lx   | 405 lx   | 362 lx   | 325 lx   | 293 lx   |
| 10884.4 fcd | 2721.1 fcd | 1209.4 fcd | 680.3 fcd | 435.4 fcd | 302.3 fcd | 222.1 fcd | 170.1 fcd | 134.4 fcd | 108.8 fcd | 90 fcd | 75.6 fcd | 64.4 fcd | 55.5 fcd | 48.4 fcd | 42.5 fcd | 37.7 fcd | 33.6 fcd | 30.2 fcd | 27.2 fcd |